

EVER FLOW RIVER GROUP PUBLIC COMPANY LIMITED

AND

ITS SUBSIDIARIES

AUDITED FINANCIAL STATEMENTS

For the financial period ended 31 March 2022

FAMAT GROUP

Certified Public Accountants

No. 635 (A-1), Room No. B (3),

Yoma Yeiktha, Pyay Road, Kamayut Township,

Yangon, Myanmar.

Tel: +00 95-1 523-327, 00 95-1 230-4349 & 00 95-949313006,

Fax: +00 95-1 230-4349

EVER FLOW RIVER GROUP PUBLIC COMPANY LIMITED AND ITS SUBSIDIARIES

(Incorporated in the Republic of the Union of Myanmar under Myanmar Companies Law 2017)

(Registration No 114922617 dated. 10.04.2014)

AUDITED FINANCIAL STATEMENTS

For the financial period ended 31 March 2022.

Contents

	Page
Directors' Report	1-2
Statement by Directors	3
Independent Auditor's Report	4
Statement of Financial Position	5-6
Statement of Comprehensive Income	7-8
Statement of Cash Flow	9
Statement of Changes in Equity	10
Notes to the Financial Statements	11-38

EVER FLOW RIVER GROUP PUBLIC COMPANY LIMITED AND ITS SUBSIDIARIES
AUDITED FINANCIAL STATEMENTS

For the financial period ended 31 March 2022

(Incorporated in the Republic of the Union of Myanmar under Myanmar Companies Law 2017)

(Registration No 114922617 dated. 10.04.2014)

DIRECTORS' REPORT

For the financial period ended 31 March 2022

The directors present their report to the shareholders together with the audited financial statements for the financial period ended 31 March 2022.

Directors

The directors in office at the date of this report are:

1. U Kyaw Lwin Oo	Managing Director
2. U Aung Min Han	Director
3. Daw Saw Sanda	Director
4. U Maung Maung Oo	Director
5. Daw Khin Sone	Director
6. Daw Wut Hmone	Director
7. U Than Aung @ Bemay Barua	Director
8. U Kyaw Kyaw Thein	Director
9. Daw Hnin Yee Mon	Director
10. Daw Lae Lae Mu	Director
11. Daw Zin Nyein Htwe	Director

Principal Activities

The principal activities of the Company are as follows:

1. Business of international standard warehouse and distribution
2. Container wharfs and port services
3. Business of inland water transport

Dividend

The company has no dividend to shareholders of the company during the financial year ended 31 March 2022.

Share options

There were no options granted during the financial year to subscribe for unissued for shares of the Company. No shares have been issued during the financial year by virtue of the exercise of options to take up unissued shares of the Company.

Directors' contractual benefits

There were no unissued shares of the Company under option at the end of the financial year.

Independent auditor

The financial statements have been audited by Independent Auditor "FAMAT GROUP".


.....
Managing Director

Director
Ever Flow River Group Public Company Limited.





.....
Director

Director
Ever Flow River Group Public Company Limited.

Co seal

Date : 30.06.2022



EVER FLOW RIVER GROUP PUBLIC CO., LTD.

No.62, Room (1104), 11th Floor, Mahabandoola Housing Complex (B), Corner of Mahabandoola Road & Tarwatainthar Street, Pazundaung Township, Yangon, Myanmar.

+959 8899 488 90, +951 8203 715, +951 8201 001

+951 8203 715

www.efrgroupmyanmar.com

www.facebook.com/efrgroup

STATEMENT BY DIRECTORS

For the financial period ended 31 March 2022.

In the opinion of the directors,

- (a) The financial statements are drawn up so as a true and fair view of the state of affairs of the Company at 31 March, 2022 and of the results of the business, changes in equity and cash flows of the Company for the financial period then ended; and
- (b) We the undersigned Directors state that, in the opinion and to the best of our knowledge, the Statement of Financial Position and the Statement of Comprehensive Income together with supporting schedules, notes to accounts thereto, have been drawn up according to section 258 and 264 of the Myanmar Companies Law so as to give a true and fair view of the state of affairs and of the operating results of the Company relating to the financial period ending 31 March 2022. We also believe that the Company will be able to pay its debts as and when they fall due.

.....
Managing Director

Director
Ever Flow River Group Public Company Limited.



.....
Director

Director
Ever Flow River Group Public Company Limited.

Date : 30.06.2022

FAMAT GROUP**CERTIFIED PUBLIC AUDITOR**

No.635(A-1),Room B-3,Yoma Yeiktha, Pyi Road , Kamayut Township, Yangon, Myanmar

Tel:951-523327,951-2304349

Email famataudit@gmail.com famatco@gmail.com**INDEPENDENT AUDITOR'S REPORT TO THE SHAREHOLDERS**

We have audited the accompanying financial statements of **EVER FLOW RIVER GROUP PUBLIC COMPANY LIMITED** which comprise the statement of financial position as at 31.3.2022 and the statement of comprehensive income, statement of changes in equity and statement of cash flow for the financial period of ended 31.3.2022, and a summary of significant accounting policies and other explanatory notes.

Management's responsibility for the financial Statements

Management is responsible for the fair presentation of these financial statements in accordance with the provisions of the Myanmar Companies Law, and Myanmar Financial Reporting Standards, and for devising, and maintaining a system of internal accounting controls, sufficient to provide a reasonable assurance that assets are safeguards against loss from unauthorized use or disposition, and transactions are property authorized and that they are recorded as necessary to permit the preparation of true and fair statement of comprehensive income and statement of financial position and to maintain accountability of assets.

Auditor's Responsibility

Our responsibility is to express an opinion financial statement based on our audit. We conducted our audit in accordance with Myanmar Financial Reporting Standards on Auditing. Those standards require that we comply with ethical requirement and plan and perform the audit to obtain reasonable assurance whether the financial statements as free from material misstatement.

An audit involves performing procedure to obtain audit evidence about the amounts and disclosures in the financial statements. The procedure selected depend on the auditor's judgment, including the assessment of the risks of material misstatement of the financial statements, whether due to fraud or error, in making those risk assessment, the auditor consider internal control relevant to the entity's preparation and fair presentation of the financial statements in order to design audit procedures that are appropriate in the circumstances, but not for the purpose of expressing an opinion on the effectiveness of the entity's internal control. An audit also includes evaluating the appropriateness of accounting policies used and the reasonableness of accounting estimates made by management as well as evaluating the overall presentation of the financial statements.


We believe that the evidence is sufficient and appropriate to provide a basis for our audit opinion.

Opinion

In our opinion, the financial statements are properly drawn up in accordance with section 280(a) and (b) of the Myanmar Companies Law and Myanmar Financial Reporting Standard so as to give a true and fair view of the state of the Branch as at 31 March 2022 and the results, changes in equity and cash flows of the Company for the financial year ended 31 March 2022.

Report on other legal and regulatory requirements.

In our opinion, the accounting and other records required by the Law to be kept by Company have been property kept in accordance with the provisions of Myanmar Companies Law.



DAW TIN WIN YU
B.Com. A:A., C.P.A (PA-43)
CERTIFIED PUBLIC ACCOUNTANT
AUDITOR & CONSULTANT



Date : 30-6-2022


EVER FLOW RIVER GROUP PUBLIC COMPANY LIMITED AND ITS SUBSIDIARIES
STATEMENT OF FINANCIAL POSITION AS AT 31 March 2022

2020-2021 1.10.2020-30.9.2021 Kyat	Particular	Note	2021-2022 1.10.2021-31.3.2022 Kyat
	ASSETS		
	Non-Current Assets	4.00	
486,437,542.61	Property, Plant & Equipment	4.10	823,444,475.14
52,957,525.10	Intangible Assets	4.20	57,029,718.73
1,541,696,179.86	Investment in Associates	4.30	1,411,355,682.23
3,176,182,146.86	Project under Development	4.40	3,177,180,646.86
5,257,273,394.43			5,469,010,522.96
	Current Assets	5.00	
74,817,200.49	Inventories	5.10	84,331,152.64
3,058,748,896.74	Account Receivable	5.20	3,450,276,172.71
10,495,163,178.58	Other Receivable	5.31	14,998,804,638.70
391,489,997.52	Advanced Tax	5.32	489,186,173.54
3,138,584,471.81	Cash and Cash Equivalents	5.40	2,723,704,726.29
17,158,803,745.15			21,746,302,863.88
22,416,077,139.57	Total Assets		27,215,313,386.84
	EQUITY AND LIABILITIES		
	Equity		
13,638,599,000.00	Share Capital	3.00	13,638,599,000.00
1,706,960,746.21	Retained Earnings	6.10	2,546,809,401.41
	RESERVE	7.00	
749,237,383.39	Foreign Currency Translation Reserve	7.10	624,564,765.75
161,402,898.63	Non-Controlling Interests	8.00	165,689,225.42
16,256,200,028.23	Total Equity		16,975,662,392.58
	Long - Term Loan From Bank		155,135,241.39
	CURRENT LIABILITIES	9.00	
2,462,213,177.11	Account Payable	9.10	2,507,184,173.98
2,440,134,134.67	Other Payable	9.21	6,182,242,230.26
1,257,529,799.57	Tax Provision	9.22	1,395,089,348.63
6,159,877,111.35	Total Liabilities		10,239,650,994.26
22,416,077,139.57	Total Equity and Liabilities		27,215,313,386.84


 Director
 Ever Flow River Group Public Company Limited.




 Director
 Ever Flow River Group Public Company Limited.


 DAW TIN WIN YU
 B.Com. A:A., C.P.A (PA-43)
 CERTIFIED PUBLIC ACCOUNTANT
 AUDITOR & CONSULTANT

EVER FLOW RIVER GROUP PUBLIC COMPANY LIMITED AND ITS SUBSIDIARIES
AUDITED FINANCIAL STATEMENTS

For the financial period ended 31 March 2022.

(Incorporated in the Republic of the Union of Myanmar under Myanmar Companies Law 2017)

(Registration No 114922617 DATED. 10.04.2014)

CONSOLIDATED STATEMENT OF FINANCIAL POSITION (CONTINUED)

	2021-2022	2020-2021
	Kyats	Kyats
(a) Basic Earning per Share		
Profit / (Loss) Attributable to		
Shareholders of the Company	839,848,655.20	425,989,243.21
Weighted average number of ordinary	19,977,223.00	19,977,223.00
Basic Earning per Share	<u>42.04</u>	<u>21.32</u>
(b) Diluted Earning per Share		
Profit / (Loss) Attributable to		
Shareholders of the Company	839,848,655.20	425,989,243.21
Interest on convertible loan note		
Profit / (Loss) used to determine Diluted	<u>839,848,655.20</u>	<u>425,989,243.21</u>
Earning per Share		
Weighted average number of ordinary	<u>19,977,223.00</u>	<u>19,977,223.00</u>
	<u>19,977,223.00</u>	<u>19,977,223.00</u>
Diluted Earning per Share	<u>42.04</u>	<u>21.32</u>

EVER FLOW RIVER GROUP PUBLIC COMPANY LIMITED AND ITS SUBSIDIARIES
CONSOLIDATED STATEMENT OF COMPREHENSIVE INCOME
FOR THE FINANCIAL YEAR ENDED 31 March 2022

2020-2021 1.10.2020-30.9.2021 Kyat	Particular	Note	2021-2022 1.10.2021-31.3.2022 Kyat
	Income		
23,457,058,457.77	Revenue	10.0	33,920,647,043.48
131,727,143.60	Other Income	11.0	98,370,919.96
23,588,785,601.37	Total Income		34,019,017,963.44
20,334,783,239.54	Less: Cost of Services / Cost of Sales	12.0	30,836,785,847.00
3,254,002,361.84	Gross Profit		3,182,232,116.44
	Less: General and Administrative Expenses		
1,432,951,281.43	Staff Expenses	13.0	1,278,701,127.24
433,861,419.33	Administrative Expenses	14.0	511,256,398.66
147,641,893.22	Depreciation and Amortisation Expenses	15.0	69,717,237.92
442,270,234.14	Loss from Share of Associates	16.0	130,340,497.63
2,456,724,828.12			1,990,015,261.44
797,277,533.72	Net Profit before Tax		1,192,216,855.00
345,071,185.88	Less: Income Tax Expense	17.0	348,081,873.00
452,206,347.84	Net Profit after Tax		844,134,982.00
	Add: Other Comprehensive Income		
461,768,392.91	Foreign Currency Translation		124,672,617.65
913,974,740.75	Total Comprehensive income		719,462,364.35

Director
Ever Flow River Group Public Company Limited.



Director
Ever Flow River Group Public Company Limited.

EVER FLOW RIVER GROUP PUBLIC COMPANY LIMITED AND ITS SUBSIDIARIES
AUDITED FINANCIAL STATEMENTS

For the financial year ended 31 March 2022

NOTES TO THE FINANCIAL STATEMENT

CONSOLIDATED STATEMENT OF COMPERHENSIVE INCOME (CONTINUED)

	2021-2022	2020-2021
	Kyats	Kyats
<u>Profit / (Loss) attributable to:</u>		
Controlling Interest	839,848,655.20	425,989,243.21
Non-controlling Interests	4,286,326.80	26,217,104.63
	<u>844,134,982.00</u>	<u>452,206,347.84</u>
<u>Total comprehensive income / (expense) attributable to:</u>		
Controlling Interest	715,176,038.10	887,757,636.12
Non-controlling Interests	4,286,326.80	26,217,104.63
	<u>719,462,364.90</u>	<u>913,974,740.75</u>

EVER FLOW RIVER GROUP PUBLIC COMPANY LIMITED AND ITS SUBSIDIARIES

STATEMENT OF CASH FLOW

For the financial year ended 31 March 2022

	2021-2022 1.10.2021-31.3.2022	2020-2021 1.10.2020-30.9.2021
1 Cash flows from operating activities		
Profit / (Loss) for the year	844,134,982.54	452,206,347.84
Adjustment for		
Depreciation and Amortisation expenses	69,717,237.37	147,641,893.22
(Gain) / Loss on disposal of PPE	(2,942,915.06)	(33,042.33)
Write Off PPE		-
Share of Associate Loss	130,340,497.63	442,270,234.14
Income Tax expenses	348,081,873.00	345,071,185.88
Foreign Currency Translation		439,822,579.24
Unrealized Exchange Gain	(124,672,617.65)	
	1,264,659,057.83	1,826,979,197.98
Change in operating assets and liabilities		
Increase (-) / Decrease (+) in Inventories	(9,513,952.15)	373,136,964.51
Increase (-) / Decrease (+) in Account Receivables	(391,527,275.97)	(2,227,526,514.74)
Increase (-) / Decrease (+) in Other Receivables	(4,601,337,636.14)	(1,983,586,956.10)
Increase (+) / Decrease (-) in Account Payables	44,970,996.87	1,478,614,104.11
Increase (+) / Decrease (-) in Other Payables	3,879,667,644.65	1,350,559,710.36
Income Tax paid	(348,081,873.00)	
Net Cash from Operating Activities	(161,163,037.90)	818,176,506.11
2 Cash flows from investing activities		
Acquisition of Subsidiary		(98,400,000.00)
Purchase of Property ,Plant & Equipment	(475,161,531.59)	(47,519,832.00)
Purchase of Intangible Assets	(5,328,566.03)	(15,664,540.45)
Sale proceed from PPE	72,636,648.61	345,000.00
Cash paid for Project under Development	(998,500.00)	(199,023,599.86)
	(408,851,949.01)	(360,262,972.31)
3 Cash flows from financing activities		
Contribution from Shareholders		-
Contribution from Non-controlling Interest in Subsidiaries		-
Dividend Paid		-
Proceeds from Long - term loan from Bank	155,135,241.39	
	155,135,241.39	-
Net increase / (Decrease) in cash	(414,879,745.52)	457,913,533.81
Cash at beginning of the financial year	3,138,584,471.81	2,680,670,938.00
Cash at end of the financial year	2,723,704,726.29	3,138,584,471.81

EVER FLOW RIVER GROUP PUBLIC COMPANY LIMITED AND ITS SUBSIDIARIES
STATEMENT OF CHANGES IN EQUITY

For the period ended 31 March 2022

Particular	Share Capital Amount in kyat	Reserves Amount in kyat	Retained Earnings Amount in kyat	Non-Controlling Interest Amount in kyat	Total Equity Amount in kyat
Balance as at 1 October 2021	13,638,599,000.00	749,237,383.39	1,706,960,746.21	161,402,898.63	16,256,200,028.23
Retained Adjustment					
Addition for the year					
Total Comprehensive Income / (Expense) for the year			839,848,655.20	4,286,326.80	844,134,982.00
Foreign Currency Translation		(124,672,617.65)			(124,672,617.65)
Balance as at 31 March 2022	13,638,599,000.00	624,564,765.75	2,546,809,401.41	165,689,225.43	16,975,662,392.58
Balance as at 1 October 2020	13,638,599,000.00	287,468,990.48	1,280,971,503.00	135,185,794.00	15,342,225,287.48
Retained Adjustment					
Addition for the year					
Total Comprehensive Income / (Expense) for the year			425,989,243.21	26,217,104.63	452,206,347.84
Foreign Currency Translation		461,768,392.91			461,768,392.91
Contribution by NCI in Subsidiaries					
Balance as at 30 September 2021	13,638,599,000.00	749,237,383.39	1,706,960,746.21	161,402,898.63	16,256,200,028.23

**EVER FLOW RIVER GROUP PUBLIC COMPANY LIMITED AND ITS SUBSIDIARIES
AUDITED FINANCIAL STATEMENTS**

For the financial period ended 31 March 2022.

(Incorporated in the Republic of the Union of Myanmar under Myanmar Companies Law 2017)
(Registration No 114922617 DATED. 10.04.2014)

NOTES TO THE FINANCIAL STATEMENT

For the financial year ended 31 March 2022.

These notes form an integral part of and should be read in conjunction with the accompanying financial statements.

1.0 General

EVER FLOW RIVER GROUP PUBLIC COMPANY LIMITED is incorporated in the Republic of the Union of Myanmar under the Myanmar Companies Law 2017. The address of the registered office is as follows:

Registered office is:

Tawataintha Street, No. 62, Room (1104), (11) Floor,

Mahabandoola Housing, Complex (B),

Pazundaung Township, Yangon Region, Myanmar.

Website: www.efrgroupmyanmar.com

Contact Phone No. +9598899 48890, +951 8203 715. +9518201 001

2.00 Significant Accounting Policies

Unless otherwise stated, the following accounting policies have been applied consistently in dealing with items that are considered material in relation to the financial statements. These policies have been consistently applied to all the years presented unless otherwise stated.

2.01 Basis of preparation

The financial statements have been prepared in accordance with the provision of the Myanmar Companies Law 2017 and Myanmar Financial Reporting Standards (MFRS). The financial statements have been prepared under the historical cost convention unless otherwise indicate in the summary of significant accounting policy.

The preparation of these financial statements in conformity with "MFRS" requires management to exercise its judgment in the process of applying the Company's accounting policies. It also requires the use of certain accounting estimate and assumptions.

2.02 Interpretations and amendments to published standards effective in 2021-2022

The Company's accounting policies have been made as requires, in accordance with the relevant transitional provisions in the respective MFRS and IFRS. The adoption of the MFRS did not result in any substantial changes to the Company's accounting policies and no material effect on the amounts reported for the current or prior financial years.

2.03 Revenue recognition

Revenue comprises the fair value of the consideration received or receivable for the sale of goods and rendering of services, net of service tax, rebates and discount.

The group recognized revenue and the related cost can be reliable measured, it is probable that the collectability of the related receivable is reasonably assured and when the specific criteria for each of the Group's activities are met as follows:

**EVER FLOW RIVER GROUP PUBLIC COMPANY LIMITED AND ITS SUBSIDIARIES
AUDITED FINANCIAL STATEMENTS**

For the financial period ended 31 March 2022.

(Incorporated in the Republic of the Union of Myanmar under Myanmar Companies Law 2017)

(Registration No 114922617 DATED. 10.04.2014)

NOTES TO THE FIANACIAL STATEMENT

For the financial year ended 31 March 2022.

These notes form an integral part of and should be read in conjunction with the accompanying financial statements.

2.00 Significant accounting policies(continued)

2.03 Revenue recognition (continued)

(a) Sale of Goods

Revenue from sale of goods is recognized when the customers have accepted the performance obligations.

(b) Rendering of Service-Logistic Services

Revenue from logistics services is recognized using the percentage of completion method base on the actual services provided as a proportion of the total services to be performed.

(c) Rendering of Service-Inspection Services

Revenue from inspection services is recognized when the goods inspects are delivered.

(d) Interest Income

Interest Income is recognized when the interest is deposited into the bank account.

2.04 Group Accounting

(a)Subsidiaries

(i).Consolidation

Subsidiaries are all entities over which the Group has control. The Group controls the entity when the group is exposed to ,or has rights to and has the ability to affect its power to direct the activities of the entity. Subsidiaries fully consolidated from the date on which control is transferred to the Group.They are deconsolidated from the date that control ceases.

In preparing the Consolidated Financial Statements, intercompany transactions and balances and unrealized gains on transactions between group entities are eliminated .Unrealized losses are also eliminates unless the transactions provides evidence of an impairment indicator of the transferred asset. Accounting policies of subsidiaries have been changed where necessary to ensure consistency with the policies adopted by the Group.

Non-controlling interests comprises the portion of a subsidiary's net results of operation and its net assets, which is attributable to the interest that are not owned directly or indirectly by the equity holders of the company .They are shown separately in the consolidated statement of comprehensive income , statement of changes in equity, and statement of financial position.

**EVER FLOW RIVER GROUP PUBLIC COMPANY LIMITED AND ITS SUBSIDIARIES
AUDITED FINANCIAL STATEMENTS**

For the financial period ended 31 March 2022.

(Incorporated in the Republic of the Union of Myanmar under Myanmar Companies Law 2017)
(Registration No 114922617 DATED. 10.04.2014)

NOTES TO THE FINANCIAL STATEMENT

For the financial year ended 31 March 2022.

These notes form an integral part of and should be read in conjunction with the accompanying financial statements.

2.00 Significant accounting policies (continued)

2.04 Group Accounting (continued)

(a) Subsidiaries

(ii) Acquisitions

The acquisition method of accounting is used to account for business combinations entered into by the Group.

On an acquisition by acquisition basis, the Group recognizes any non-controlling interest in the acquiree at the date of acquisition either at fair value or at the non-controlling interest's proportionate share of acquiree's identifiable net assets.

The excess of (a) the consolidation transfer the amount of any non-controlling interest in the acquiree and the acquisition date fair value of any previous equity interest in the acquiree over the (b) fair value of the identifiable net assets acquired is recorded as goodwill.

(iii) Disposals

When the change in the Group's ownership interest in a subsidiary results in a loss of control over the subsidiary, the assets and liabilities of the subsidiary including any goodwill are de-recognized.

Any retained equity interest in the equity is re-measured at fair value. The difference between the carrying amount of the retained interest at the date when control is lost and its fair value of recognized in Profit and Loss.

(b) Transactions with Non-controlling Interests

Changes in the Group's ownership interest in a subsidiary that do not result in a loss of control over the subsidiary are accounted for as transactions with equity owners of the Company. Any difference between the change in the carrying amounts of the non-controlling interest and the fair value of the consideration paid or received is recognized within equity attributable to the equity holders of the Company.

(c) Associated Companies

Associated companies are entities over which the Group has significant influence, but not control, generally accompanied by a shareholding giving rise to voting rights of 20% and above but not exceeding 50%.

Investments in associated companies are accounted for in the Consolidated Financial Statements using the equity method of accounting less impairment losses, if any.

**EVER FLOW RIVER GROUP PUBLIC COMPANY LIMITED AND ITS SUBSIDIARIES
AUDITED FINANCIAL STATEMENTS**

For the financial period ended 31 March 2022.

(Incorporated in the Republic of the Union of Myanmar under Myanmar Companies Law 2017)
(Registration No 114922617 DATED. 10.04.2014)

NOTES TO THE FINANCIAL STATEMENT

For the financial year ended 31 March 2022.

These notes form an integral part of and should be read in conjunction with the accompanying financial statements.

2.00 Significant accounting policies (continued)

2.04 Group Accounting (continued)

(d) Associated Companies

(i) Acquisitions

Investments in associated companies are initially recognized at cost. The cost of an acquisition is measured at the fair value of the assets given, equity instruments issued or liabilities incurred or assumed at the date of exchange, plus costs directly attributable to the acquisition.

(ii) Equity Accounting Method

Under the equity method of accounting, the investments are initially recognized at cost and recognized Group's share of its associated companies' profits or losses of the investee in profit or loss and its share of movements in other comprehensive income of the investee's other comprehensive income. Dividend received or receivable from the associated companies are recognized as a reduction of the carrying amount of the investments.

(iii) Disposals

Investments in associated companies are derecognized when the Group loses significant influence.

2.05 Currency translation

(a) Functional currency

Functional currency is the currency of the primary economic environment in which an entity operates. The financial statement of the Company is measured using the respective functional currency of **Ever Flow River Group Public Company Limited is Myanmar Kyat.**

In the case of presenting in Myanmar kyat, which is the functional currency of the Company, transactions in foreign currencies are translated into the functional currency at the rate of exchange ruling at the dates of the transactions,

EVER FLOW RIVER GROUP PUBLIC COMPANY LIMITED AND ITS SUBSIDIARIES
AUDITED FINANCIAL STATEMENTS

For the financial period ended 31 March 2022.

(Incorporated in the Republic of the Union of Myanmar under Myanmar Companies Law 2017)
 (Registration No 114922617 DATED. 10.04.2014)

NOTES TO THE FINANCIAL STATEMENT

For the financial year ended 31 March 2022.

These notes form an integral part of and should be read in conjunction with the accompanying financial statements.

2.00 Significant accounting policies (continued)

2.05 Currency translation (continued)

(b) Transactions in Foreign Currency

Monetary items denominated in foreign currencies at the balance sheet are translated at the foreign exchange rates ruling at that date.

Non-monetary items which are measured in terms of historical costs denominated in foreign currencies are translated at the foreign exchange rate ruling at that date of transaction.

(c) Exchange Rate Differences

Exchange differences arising on the settlement of monetary items and the transactions of monetary items are included in the income statement for the year. When a gain or loss on a non-monetary item is recognized directly in income statement, any corresponding exchange gain or loss is recognized directly in income statement. When a gain or loss on a non-monetary item is recognized in the income statement, any corresponding exchange gain or loss is recognized in income statement.

2.06 Income taxes

Income tax Payable is calculated where Taxpayers assess themselves on the income they have received or have accrued and to pay the Tax which they calculate on this Income. A system where the taxpayer is given the responsibility to compute their own tax liability with limited or no intervention by Tax Officials. The responsibility is shifted to the Taxpayer for proper accounting, assessment and payment of their Tax Liability.

2.07 Trade and Other receivables

Trade and other receivables are initially recognized at fair value plus transaction cost and subsequently carried at amortized cost using the effective interest method, less accumulated impairment losses.

The company assesses at each statement of financial position data whether there is objective evidence that these financial assets are impaired and recognizes an allowance for impairment when such evidence exists. Significant financial difficulties of the debtor, probability that enter bankruptcy and default or delay significant delay in payments are objective evidence that these financial assets are impaired. The carrying amount of these assets is reduce through the use of an impairment allowance account which is calculated as the difference between the carrying amount and the present value of estimated future cash flows discount at the original effective interest rate.

**EVER FLOW RIVER GROUP PUBLIC COMPANY LIMITED AND ITS SUBSIDIARIES
AUDITED FINANCIAL STATEMENTS**

For the financial period ended 31 March 2022.

(Incorporated in the Republic of the Union of Myanmar under Myanmar Companies Law 2017)

(Registration No 114922617 DATED. 10.04.2014)

NOTES TO THE FINANCIAL STATEMENT

For the financial year ended 31 March 2022.

These notes form an integral part of and should be read in conjunction with the accompanying financial statements.

2.00 Significant accounting policies (continued)

2.08 Property, plant and equipment

Land and buildings are initially recognized at cost. Freehold land is subsequently carried at the revalued amount less accumulated impairment losses. Building and leasehold land are subsequently carried at the revalued amounts less accumulated depreciation and accumulated impairment losses.

Other Property and equipment are stated at cost less accumulated depreciation. Depreciation is calculated the straight-line method over the estimated useful lives of the assets. Depreciation on assets is calculated beginning from the date on which the asset has been acquired. The rates as fixed by Management. Freehold land is not depreciated. Depreciation rate are as follows:

Furniture & Fixtures	5 - 10 years
Office Equipment	5 - 10 years
Motor Vehicle	5 - 10 years
Computer	5 - 10 years
Other Fixed Assets	5 - 10 years

Subsequent maintenance expenditure relating to property, plant and equipment that has already been recognized is added to the carrying amount of the assets only when it is probable that future economic benefits associated with the item will flow to the entity and the cost of the item can be measured reliably. All other repair expenses are recognized in profit or loss when incurred.

Disposal of an item of property, plant and equipment, the difference between the disposal proceeds and its carrying amount is recognized in profit or loss within 'other gains and losses'.

2.09 Intangible assets

(a) Goodwill

Goodwill on subsidiaries is recognized separately as intangible assets and carried at cost less accumulated impairment losses. Goodwill on associated companies and joint ventures is included in the carrying amount of the investments. Gains and losses on the disposal of subsidiaries, joint ventures and associated companies include the carrying amount of goodwill relating to the entity sold.

(b) Other intangible assets

Intangible assets are initially measured at cost. Intangible assets should be carried at cost less accumulated amortization and impairment losses. The Company must choose either the cost model or the revaluation model for each class of intangible assets.

EVER FLOW RIVER GROUP PUBLIC COMPANY LIMITED AND ITS SUBSIDIARIES
AUDITED FINANCIAL STATEMENTS

For the financial period ended 31 March 2022.

(Incorporated in the Republic of the Union of Myanmar under Myanmar Companies Law 2017)

(Registration No 114922617 dated. 10.04.2014)

NOTES TO THE FINANCIAL STATEMENT

For the financial year ended 31 March 2022.

These notes form an integral part of and should be read in conjunction with the accompanying financial statements.

2.00 Significant accounting policies (continued)

2.10 Impairment of non-financial assets

Property, plant and equipment are reviewed for impairment whenever there is any indication to do so. If the recoverable amount of an asset is estimated to be less than its carrying amount, the carrying amount of the asset is reduced to its recoverable amount. The difference between the amount and recoverable amount is recognized as an impairment loss in the statement of comprehensive income.

2.11 Investment in subsidiaries and associated companies

Investment in subsidiaries are recognized at cost less accumulated impairment losses in the Company's statement of Financial position.

Investment in associates are initially recognized at cost under the equity method and the carrying amount is increased or decreased to recognize the investor's share of the profit or loss of the investee after the date of acquisition.

2.12 Cash and cash equivalents

For the purpose of presentation in the cash flow statement, cash and cash equivalents include cash in hand, bank balance, bank overdraft, deposits with financial institutions which are subject to an insignificant risk of change in value.

2.13 Provisions

Provisions for other liabilities and charges are recognized when the company has a legal or constructive obligation as a result of events, it is more likely than not that an outflow of resources will be required to settle the obligation, and a reliable estimate of the amount can be made.

2.14 Trade and other payables

Payables are initially measured at fair value, and subsequently carried at amortized cost, using the effective interest method.

**EVER FLOW RIVER GROUP PUBLIC COMPANY LIMITED AND ITS SUBSIDIARIES
AUDITED FINANCIAL STATEMENTS**

For the financial period ended 31 March 2022.

(Incorporated in the Republic of the Union of Myanmar under Myanmar Companies Law 2017)

(Registration No 114922617 dated. 10.04.2014)

NOTES TO THE FINANCIAL STATEMENT

For the financial year ended 31 March 2022.

These notes form an integral part of and should be read in conjunction with the accompanying financial statements.

2.00 Significant accounting policies (continued)

2.15 Related Parties and Related parties Transactions

Related parties are persons or entities that are related to the entity that is preparing its financial statements . A person has control or joint control over the reporting entity has significant influence over the reporting entity is a member of the key management personnel of the reporting entity or of a parent of the reporting entity. A related party transaction is a transfer of resources, services, or obligations between related parties. key management personnel are those persons having authority and responsibility for planning, directing, and controlling the activities of the entity, directly or indirectly, including any directors of the entity.

If there have been transactions between related parties, disclose the nature of the related party relationship as well as information about the transactions and outstanding balances necessary for an understanding of the potential effect of the relationship on the financial statements. These disclosures would be made separately for each category of related parties and would include the amount of the transactions the amount of outstanding balances , including terms and conditions.

**EVER FLOW RIVER GROUP PUBLIC COMPANY LIMITED AND ITS SUBSIDIARIES
AUDITED FINANCIAL STATEMENTS**

For the financial period ended 31 March 2022.

(Incorporated in the Republic of the Union of Myanmar under Myanmar Companies Law 2017)
(Registration No 114922617 dated. 10.04.2014)

NOTES TO THE FINANCIAL STATEMENT

For the financial year ended 31 March 2022.

These notes form an integral part of and should be read in conjunction with the accompanying financial statements.

3.00 Paid-up Share capital

The 100% issued and paid-up share capital has been allotted to Kyats13,638,599,000, share no. is 19,977,223 and represented persons are as follows:-

Name of Shareholder / Directors

1. U Kyaw Lwin Oo	Managing Director
2. U Aung Min Han	Director
3. U Maung Maung Oo	Director
4. Daw Khin Sone	Director
5. Daw Hnin Yee Mon	Director
6. Daw Lae Lae Mu	Director
7. Daw Zin Nyein Htwe	Director

EVER FLOW RIVER GROUP PUBLIC COMPANY LIMITED AND ITS SUBSIDIARIES
AUDITED FINANCIAL STATEMENTS

For the financial year ended 31 March 2022

NOTES TO THE FINANCIAL STATEMENT

NOTE 4.00 NON-CURRENT ASSETS

NOTE 4.10 PROPERTY , PLANT & EQUIPMENT

Property , Plant & Equipment are shown schedule (1) .

	2021-2022 Kyats	2020-2021 Kyats
NOTE: 4.20 INTANGIBLE ASSETS	<u>57,029,718.73</u>	<u>52,957,525.10</u>
Goodwill	25,192,689.00	25,192,689.00
Software	31,837,029.73	27,764,836.10
Intangible Assets - Software are shown schedule (2) .		
	<u><u>57,029,718.73</u></u>	<u><u>52,957,525.10</u></u>

GOODWILL

Cost

Beginning Balance of financial year	25,192,689.00	25,192,689.00
Addition	-	-
End Balance of financial year	<u><u>25,192,689.00</u></u>	<u><u>25,192,689.00</u></u>

Accumulated Impairment

Beginning Balance of financial year	-	-
Impairment	-	-
End Balance of financial year	<u><u>-</u></u>	<u><u>-</u></u>
Net Book Value of Goodwill	<u><u>25,192,689.00</u></u>	<u><u>25,192,689.00</u></u>

EVER FLOW RIVER GROUP PUBLIC COMPANY LIMITED AND ITS SUBSIDIARIES
AUDITED FINANCIAL STATEMENTS

For the financial year ended 31 March 2022

NOTES TO THE FINANCIAL STATEMENT

NOTE 4.00 NON-CURRENT ASSETS(CONTINUED)

	2021-2022 Kyats	2020-2021 Kyats
NOTE: 4.30 INVESTMENT IN ASSOCIATES	1,411,355,682.23	1,541,696,179.86
Beginning of financial year	1,541,696,179.86	1,885,566,414.00
<u>Acquisition of a Subsidiary</u>		
- EFR LDC		98,400,000.00
Share of Loss	(130,340,497.63)	(442,270,234.14)
End of financial year	<u>1,411,355,682.23</u>	<u>1,541,696,179.86</u>

	2021-2022 Kyats	2021-2022 Kyats
	<u>KEFR JV</u>	<u>HITLC JV</u>
Assets	2,926,848,267.21	8,397,711,941.45
Liabilities	55,848,048.14	6,714,940,770.00
Revenue	456,063,114.32	24,575,635.37
Loss for the year	(393,309,301.74)	(25,199,402.26)
Equity Interest	30%	49%

	2020-2021 Kyats	2020-2021 Kyats	2020-2021 Kyats
	<u>UTOC MES</u>	<u>HITLC JV</u>	<u>KEFR JV</u>
Assets	2,216,228,594.30	7,912,071,886.57	3,571,375,759.18
Liabilities	2,207,816,802.80	6,204,101,306.80	32,162,990.66
Revenue	338,794,164.00	-	1,414,847,753.60
Loss for the year	(275,951,869.20)	(77,530,610.86)	(979,664,957.12)
Equity Interest	40%	49%	30%

	2019-2020 Kyats	2019-2020 Kyats	2019-2020 Kyats
	<u>UTOC MES</u>	<u>HITLC JV</u>	<u>KEFR JV</u>
Assets	1,661,606,576.00	7,867,462,184.00	3,339,349,043.00
Liabilities	1,413,534,604.00	6,081,961,003.00	39,585,716.00
Revenue	865,760,392.00	-	3,283,301,237.00
Loss for the year	(284,337,589.00)	(144,162,782.00)	(431,235,491.00)
Equity Interest	40%	49%	30%

**EVER FLOW RIVER GROUP PUBLIC COMPANY LIMITED AND ITS SUBSIDIARIES
AUDITED FINANCIAL STATEMENTS**

For the financial year ended 31 March 2022

NOTES TO THE FINANCIAL STATEMENT

NOTE 4.0 NON-CURRENT ASSETS(CONTINUED)

NOTE 4.3.1 INVESTMENT IN ASSOCIATES (Continued)

Kamigumi-EFR Logistics Company Limited (KEFR JV)	Providing trucking (domestics and cross border) service, inland container deport operation and relative logistics service, forwarding and custom clearance service, inspection, quarantine and inland water transportation service	Myanmar	30.00%	30.00%
UTOC Multipack Myanmar Company Limited (UTOC MES)	Providing repair and installation of machinery and equipment, construction of building, civil engineering, specialized construction activities, land transport and transport via pipelines, water transport, air transport, warehouse and support activities for transportation, rental and leasing activities	Myanmar	40.00%	40.00%
Hlaing Inland Terminal And Logistics Company Limited (HITLC)	For good supply and transport, container services, marine container transport, inland terminal and logistics center, export value added services, bonded warehouse service, inland container depot services and cold chain services.	Myanmar	49.00%	49.00%

On 24 April 2018, MES subsidiary of the Group, has contributed USD 400,000 into UTOC Multipack Myanmar Company Limited (UTOC MES). Joint Venture Company interest to obtain 40% equity interest in UTOC MES. Accordingly, the Group held 40% equity interest in UTOC MES indirectly through MES.

The associated companies of the Group as at 30 September 2020 and 31 March 2019 respectively. The associated as listed above have capital consisting solely of ordinary shares, which are held directly and indirectly by the group.

The Group held 14.19% equity interest in KEFR JV directly and 15.81% equity interest in KEFR JV indirectly through EFR Trading.

EVER FLOW RIVER GROUP PUBLIC COMPANY LIMITED AND ITS SUBSIDIARIES
AUDITED FINANCIAL STATEMENTS

For the financial year ended 31 March 2022

NOTES TO THE FINANCIAL STATEMENT

NOTE 4.00 NON-CURRENT ASSETS(CONTINUED)

	2021-2022	2020-2021
	Kyats	Kyats
NOTE: 4.40 PROJECT UNDER DEVELOPMENT	<u>3,177,180,646.86</u>	<u>3,176,182,146.86</u>
Beginning of financial year	3,176,182,146.86	2,977,158,547.00
<u>Additions:</u>		
- Construction costs		196,835,600.00
- Others	998,500.00	2,187,999.86
End of financial year	<u><u>3,177,180,646.86</u></u>	<u><u>3,176,182,146.86</u></u>

EVER FLOW RIVER GROUP PUBLIC COMPANY LIMITED AND ITS SUBSIDIARIES
AUDITED FINANCIAL STATEMENTS
For the financial year ended 31 March 2022

NOTES TO THE FINANCIAL STATEMENT

NOTE 4.0 NON-CURRENT ASSETS(CONTINUED)

NOTE 4.5 INVESTMENT IN SUBSIDIARIES

	2021-2022	2020-2021
	Kyats	Kyats
Beginning balance of financial year	5,666,373,943.00	5,567,973,943.00
Acquisition of subsidiaries during the year	-	-
Additional capital contribution into subsidiaries during the year	-	98,400,000.00
	5,666,373,943.00	5,666,373,943.00

The Group had the following subsidiaries as respectively:

Name	Principle Activities	Country of Incorporation	Proportion of Ordinary shares directly held by the Group
			2020-2022
Gold Shipping Agency Services Limited (GSASL)	Acting as an agent for HMM Co., Ltd	Myanmar	2020-2021 100.00%
EFR G Link Express Services Limited (G Link)	Providing freight forwarding services for total logistics package including inland, sea, air and warehouse service	Myanmar	100.00%
Myanmar Round The World Logistics Limited (MRTW)	Providing freight forwarding services especially for air cargo	Myanmar	100.00%

EVER FLOW RIVER GROUP PUBLIC COMPANY LIMITED AND ITS SUBSIDIARIES
AUDITED FINANCIAL STATEMENTS

For the financial year ended 31 March 2022

NOTES TO THE FINANCIAL STATEMENT

NOTE 4.0 NON-CURRENT ASSETS(CONTINUED)

NOTE 4.5 INVESTMENT IN SUBSIDIARIES

The Group had the following subsidiaries as respectively:

Name	Principle Activities	Country of Incorporation	Proportion of Ordinary shares directly held by the Group	
			2021-2022	2020-2021
MRTW Manufacturing & Inspection Company Limited (MRTW Manufacturing)	Providing garments, shoes and bags inspection services especially for Japanese Buyer's cargo	Myanmar	100.00%	100.00%
Multipack Engineering Services Limited (MES)	Providing engineering services for logistics sectors such as installation for garment on hanging in containers, handling turnkey project cargo, construction of container house, installation and construction of telecommunication tower	Myanmar	100.00%	100.00%
Ever Flow River Trading Company Limited (EFR Trading)	Selling electronic goods, importation and distribution of rice roller and exporting rubber trade	Myanmar	100.00%	100.00%
Unison Choice Services Limited (UCS)	Providing freight forwarding service especially for handing sea Cargo and named account information cargo	Myanmar	100.00%	100.00%

EVER FLOW RIVER GROUP PUBLIC COMPANY LIMITED AND ITS SUBSIDIARIES
AUDITED FINANCIAL STATEMENTS

For the financial year ended 31 March 2022

NOTES TO THE FINANCIAL STATEMENT

NOTE 4.0 NON-CURRENT ASSETS(CONTINUED)

NOTE 4.5 INVESTMENT IN SUBSIDIARIES

<p>Ever Flow River Logistics & Distribution Center (Mandalay) Company Limited (EFRLLDC)</p>	<p>Erecting a dry port and a container yard and running container-related services. Apart from empty container depot, container freight station, inland container depot and container transportation services, value-added services such as packaging / assembling services for re-transportation, customs bonded warehouse services that have connection with jetties / wharfs and broader container services.</p>	<p>Myanmar</p>	<p>95.00%</p>	<p>92.55%</p>
<p>A Logistics Company Limited (A Log)</p>	<p>Providing trucking, custom clearance, insurance and freight forwarding service and full operational management for AIIP Logistic Center</p>	<p>Myanmar</p>	<p>60.00%</p>	<p>60.00%</p>

EVER FLOW RIVER GROUP PUBLIC COMPANY LIMITED AND ITS SUBSIDIARIES
AUDITED FINANCIAL STATEMENTS

For the financial year ended 31 March 2022

NOTES TO THE FINANCIAL STATEMENT

NOTE 5.00 CURRENT ASSETS

	2021-2022 Kyats	2020-2021 Kyats
NOTE 5.10 INVENTORIES	<u>84,331,152.64</u>	<u>74,817,200.49</u>
<u>Inventories for resale:</u>		
- Rice Roller	58,275,596.19	13,494,494.48
- Air Conditioner	26,055,556.45	61,322,706.01
	<u>84,331,152.64</u>	<u>74,817,200.49</u>
NOTE 5.20 ACCOUNT RECEIVABLE	<u>3,450,276,172.71</u>	<u>3,058,748,896.74</u>
<u>Account Receivable</u>		
- Non related parties	3,450,276,172.71	3,058,748,896.74
	<u>3,450,276,172.71</u>	<u>3,058,748,896.74</u>
NOTE 5.30 OTHER RECEIVABLE		
NOTE 5.31 <u>Other Receivable</u>	<u>14,998,804,638.70</u>	<u>10,495,163,178.58</u>
- Associated Companies		6,735,012,470.00
- Due from Directors		
- Non related parties	9,337,833,435.75	1,825,110,965.87
Deposit	1,146,664,452.11	406,628,592.12
Prepayments	142,205,476.26	99,004,777.65
Advance	-	1,037,788,372.94
Others	4,372,101,274.58	391,618,000.00
	<u>14,998,804,638.70</u>	<u>10,495,163,178.58</u>
NOTE 5.32 <u>Advance Tax</u>	<u>489,186,173.54</u>	<u>391,489,997.52</u>
- Withholding Tax	-	24,799,535.31
- Commercial Tax	38,355,617.00	180,013,477.00
- Income Tax	450,830,556.54	186,676,985.21
	<u>489,186,173.54</u>	<u>391,489,997.52</u>
NOTE 5.40 CASH AND CASH EQUIVALENTS	<u>2,723,704,726.29</u>	<u>3,138,584,471.81</u>
Cash in Hand	2,166,642,370.85	828,382,281.94
Cash at Bank	557,062,355.44	2,310,202,189.87
	<u>2,723,704,726.29</u>	<u>3,138,584,471.81</u>

EVER FLOW RIVER GROUP PUBLIC COMPANY LIMITED AND ITS SUBSIDIARIES
AUDITED FINANCIAL STATEMENTS

For the financial year ended 31 March 2022

NOTES TO THE FINANCIAL STATEMENT

	2021-2022 Kyats	2020-2021 Kyats
NOTE 6.00 RETAINED EARNINGS		
NOTE 6.10 Retained Earnings	2,546,809,401.41	1,706,960,746.21
Beginning Balance of Financial Year	1,706,960,746.21	1,280,971,503.00
Controlling Interest Profit	839,848,655.20	425,989,243.21
Controlling Interest Loss		
End Balance of Financial Year	2,546,809,401.41	1,706,960,746.21
NOTE 7.00 RESERVE		
NOTE 7.10 FOREIGN CURRENCY TRANSLATION	624,564,765.75	749,237,383.39
Beginning Balance of Financial Year	749,237,383.39	287,468,990.48
<u>During the year Movement:</u>		
- UCS	(50,767,243.02)	197,360,547.33
- GSASL	(73,905,374.62)	264,407,845.58
End Balance of Financial Year	624,564,765.75	749,237,383.39
NOTE 8.00 NON-CONTROLLING INTERESTS	165,689,225.42	161,402,898.63
<u>Non-controlling Interests</u>		
- EFRLDC	108,878,612.17	101,194,582.08
- AL	56,810,613.25	60,208,316.55
	165,689,225.42	161,402,898.63
<u>Movement</u>		
<u>- EFRLDC</u>		
Beginning of financial year	101,194,582.08	98,821,472.00
Share of Profit for the year	7,684,030.09	2,373,110.08
End of financial year	108,878,612.17	101,194,582.08
<u>- AL</u>		
Beginning of financial year	60,208,316.55	36,364,322.00
Share Contribution		-
Share of Profit for the year	(3,397,703.29)	23,843,994.55
End of financial year	56,810,613.25	60,208,316.55

EVER FLOW RIVER GROUP PUBLIC COMPANY LIMITED AND ITS SUBSIDIARIES
AUDITED FINANCIAL STATEMENTS

For the financial year ended 31 March 2022

NOTES TO THE FINANCIAL STATEMENT

NOTE 9.00 CURRENT LIABILITIES

NOTE 9.10 ACCOUNT PAYABLE **2,507,184,173.98** **2,462,213,177.11**

Account Payable

- Non related parties 2,507,184,173.98 2,462,213,177.11

2,507,184,173.98

2,462,213,177.11

NOTE 9.20 OTHER PAYABLE

NOTE 9.21 Other Payables **6,182,242,230.26** **2,440,134,134.67**

- Due to Directors 404,660,309.00 -

- Non-related Parties 2,172,223,062.82 1,193,907,389.37

Advance Received 3,284,522,888.97 980,739,779.35

Accruals 320,835,969.47 265,486,965.96

6,182,242,230.26

2,440,134,134.67

NOTE 9.22 Tax Provisions

1,395,089,348.63

1,257,529,799.57

- Income Tax 904,182,837.11 866,059,718.59

- Commercial Tax 341,054,221.68 243,287,562.15

- Capital Gain Tax 149,852,289.84 148,182,518.83

1,395,089,348.63

1,257,529,799.57

EVER FLOW RIVER GROUP PUBLIC COMPANY LIMITED AND ITS SUBSIDIARIES
AUDITED FINANCIAL STATEMENTS

For the financial year ended 31 March 2022

NOTES TO THE FINANCIAL STATEMENT

NOTE: 10.0 REVENUE

No	Description	2021-2022 Kyat	2020-2021 Kyat
I	Sale of Goods		
1	Rice Roller	184,885,714.28	164,373,333.32
2	Air Conditioner	44,580,322.80	627,079,927.06
3	Rubber	13,855,126,219.22	7,407,828,598.00
		14,084,592,256.30	8,199,281,858.38
II	Rendering of Services - Logistics Services		
1	Commission Income	9,108,690,289.17	1,130,433,823.76
2	Freight Forwarding Income	10,188,879,200.91	12,797,388,151.98
3	Others	95,154,059.41	367,962,108.56
		19,392,723,549.49	14,295,784,084.31
III	Rendering of Services - Inspection Services		
1	Inspection	443,331,237.69	876,096,876.30
2	Others	-	-
		443,331,237.69	876,096,876.30
IV	Management Fees Income	-	85,895,638.78
	Total	33,920,647,043.48	23,457,058,457.77

NOTE: 11.0 OTHER INCOME

No	Description	2021-2022 Kyat	2020-2021 Kyat
1	Interest Income		
	- Bank Deposits	8,516,663.62	8,899,161.04
2	Service Income		
	- Logistics	-	-
	- Trading	89,854,256.34	122,827,982.56
3	Others	-	-
	Total	98,370,919.96	131,727,143.60

EVER FLOW RIVER GROUP PUBLIC COMPANY LIMITED AND ITS SUBSIDIARIES
AUDITED FINANCIAL STATEMENTS

For the financial year ended 31 March 2022

NOTES TO THE FINANCIAL STATEMENT

NOTE:12.0 COST OF SALE/COST OF SERVICES

No	Description	2021-2022 Kyat	2020-2021 Kyat
I	<u>Cost of Sale (Trading)</u>		
1	Opening Inventory	74,817,200.49	447,954,165.53
2	<u>Purchase</u>		
	- Rice Roller	164,873,644.85	72,455,276.88
	- Air Conditioner		250,612,456.71
	- Rubber	12,604,957,438.70	7,378,769,248.00
3	Closing Inventory	(84,331,152.64)	(74,817,200.49)
4	<u>Direct Expense of Cost of Sales</u>		
	- Warehouse and Handling Cost	1,729,900.00	13,552,540.50
	- Sales Disount	853,000.00	9,806,737.57
	- Cash Deposit Fees FX	678,797,250.00	
		13,441,697,281.40	8,098,333,224.70
II	<u>Cost of Services-Logistics</u>		
1	Detention Charges		475,851,853.19
2	Freight Cost	16,468,462,778.23	10,637,757,301.34
3	Handling fees	2,028,680.03	1,397,904.00
4	Others	369,724,484.08	113,490,653.90
5	Project Cost	15,126,500.00	21,993,800.00
6	Repair and Maintenance	142,975.89	294,098.36
7	RO fees	133,350.00	90,165.50
8	Transportation Charges	177,904,350.22	186,130,720.89
9	Trucking Charges	24,144,604.00	41,572,200.00
10	Warehouse Cost	66,284,785.25	100,866,573.91
		17,123,952,507.70	11,579,445,271.09
III	<u>Cost of Services-Inspection Services</u>		
		271,136,057.90	657,004,743.75
1	Direct Expenses	9,963,470.11	24,320,704.57
2	Operation Cost	10,460,750.14	42,619,219.01
3	Inspector Salary	194,068,398.39	511,765,951.73
4	Others	56,643,439.26	78,298,868.44
		271,136,057.90	657,004,743.75
	Total	30,836,785,847.00	20,334,783,239.54

EVER FLOW RIVER GROUP PUBLIC COMPANY LIMITED AND ITS SUBSIDIARIES
AUDITED FINANCIAL STATEMENTS

For the financial year ended 31 March 2022

NOTES TO THE FINANCIAL STATEMENT

NOTE: 13.0 STAFF EXPENSES

No	Description	2021-2022 Kyat	2020-2021 Kyat
1	Wages and Salaries	1,278,701,127.24	1,432,951,281.43
2	Other short-term benefits	-	-
		1,278,701,127.24	1,432,951,281.43

NOTE: 14.0 ADMINISTRATIVE EXPENSES

No	Description	2021-2022 Kyat	2020-2021 Kyat
1	Advertising	1,322,041.61	1,659,041.70
2	Bad Debt		-
3	Commercial Tax expenses	(29,108,744.23)	32,610,127.86
4	Insurance premium	9,993,048.65	17,444,002.35
5	License & Registration fees	12,302,929.16	15,753,988.13
7	Profit from Disposal of PPE	(2,942,915.06)	(33,042.33)
8	Office expenses	31,885,351.37	114,594,097.34
9	Other expense	59,833,472.19	(208,543,496.47)
10	Present, Donation and Entertainment	41,352,559.88	27,609,496.94
11	Professional fees	23,789,019.98	85,364,801.00
12	Realized Exchange (gain) / loss	25,761,619.02	(30,576,243.34)
13	Rental cost	96,199,141.64	199,768,817.06
14	Repair and Maintenance	63,603,744.55	44,555,171.58
15	Travelling expenses	120,400,156.91	77,890,462.74
16	Utilities, Electricity and Communication	39,609,551.15	55,764,194.77
17	Write off PPE	-	-
18	Management fee	12,725,279.19	-
19	Finance cost	4,530,142.65	-
		511,256,398.66	433,861,419.33

EVER FLOW RIVER GROUP PUBLIC COMPANY LIMITED AND ITS SUBSIDIARIES
AUDITED FINANCIAL STATEMENTS

For the financial year ended 31 March 2022

NOTES TO THE FINANCIAL STATEMENT

NOTE: 15.0 DEPRECIATION & AMORTISATION

No	Description	2021-2022 Kyat	2020-2021 Kyat
I	Depreciation		
1	Depreciation-Office Equipment	15,473,534.08	17,991,106.13
2	Depreciation-Furniture & Fittings	5,483,262.07	9,028,370.02
3	Depreciation-Computer & Accessories	9,619,116.88	17,639,913.75
4	Depreciation-Motor Vehicle	21,102,099.82	42,911,156.63
5	Depreciation-Machinery	7,839,133.32	26,877,028.52
6	Depreciation-Office Renovation	8,943,719.34	30,664,180.61
		68,460,865.51	145,111,755.66
II	Amortisation		
1	Intangible Assets-Software	1,256,372.40	2,530,137.56
		1,256,372.40	2,530,137.56
		69,717,237.92	147,641,893.22

NOTE: 16.0 LOSSES FROM SHARE OF ASSOCIATES

No	Description	2021-2022 Kyat	2020-2021 Kyat
1	EFR-GOC	68,158,297.02	177,004,456.74
2	EFR-Trading	62,182,200.61	154,885,029.72
3	EFR-Multipack	-	110,380,747.68
		130,340,497.63	442,270,234.14

NOTE: 17.0 INCOME TAX EXPENSES

No	Description	2021-2022 Kyat	2020-2021 Kyat
1	Current Income Tax	345,428,856.03	354,824,292.17
2	(Over) / Under provision for previous financial year	2,653,016.97	(10,840,513.29)
3	Tax Penalty		1,087,407.00
		348,081,873.00	345,071,185.88

EVER FLOW RIVER GROUP PUBLIC COMPANY LIMITED AND ITS SUBSIDIARIES
AUDITED FINANCIAL STATEMENTS

For the financial period ended 31 March 2022.

	2021-2022		2020-2021	
	Kyats Revenue	Kyats Profit/(Loss)	Kyats Revenue	Kyats Profit/(Loss)
		<u>For the year</u>		<u>For the year</u>
EFR G Link	7,368,038,764.13	133,543,792.37	7,021,585,834.93	453,260,023.04
MRTW	3,583,636,399.53	32,230,055.40	3,453,330,933.37	254,783,387.62
UCS	3,594,117,740.87	97,483,652.98	1,982,492,176.16	176,907,236.56
GSASL	1,702,510,409.45	399,271,108.04	1,315,550,998.57	292,967,921.27
A LOG	12,349,279.68	(8,494,258.23)	1,440,909,783.81	59,609,986.37
EFR LDC	4,030,521,562.32	156,065,604.38	536,451,578.11	48,198,777.80
EFR TRADING	14,084,592,256.30	246,909,786.17	8,199,281,858.38	(216,281,613.46)
ECHO	443,331,237.69	932,127.17	876,096,876.30	(94,264,222.00)
MULTIPACK	14,899,640.00	(972,744.75)		(109,916,958.35)
	<u>34,833,997,289.97</u>	<u>1,056,969,123.53</u>	<u>24,825,700,039.63</u>	<u>865,264,538.85</u>

EVER FLOW RIVER GROUP PUBLIC COMPANY LIMITED AND ITS SUBSIDIARIES
AUDITED FINANCIAL STATEMENTS

For the financial period ended 31 March 2022.

	2021-2022 Kyats	2020-2021 Kyats
(a) Segment revenue, cost of revenue and gross profit		
<u>Segment revenue</u>		
Sales of Goods	14,084,592,256.30	8,199,281,858.38
Logistics	20,563,569,417.96	15,750,321,304.95
Inspection	443,331,237.69	876,096,876.00
Other	97,675,297.98	198,000,000.00
Total Segment revenue	35,189,168,209.93	25,023,700,039.33
Intersegment elimination		
Related Partly Transaction Management	(1,024,350,246.49)	(1,454,537,220.64)
	(145,800,000.00)	(112,104,361.22)
Segment revenue-non-related parties	34,019,017,963.44	23,457,058,457.47
<u>Segment cost of revenue</u>		
Sales of Goods	(13,441,697,281.40)	(8,098,333,224.70)
Logistic	(18,148,302,754.19)	(13,033,982,491.73)
Inspection	(271,136,057.90)	(657,004,743.75)
Other	-	-
Total Segment cost of revenue	(31,861,136,093.49)	(21,789,320,460.18)
Intersegment elimination		
Related Party Transactions	1,024,350,246.49	1,454,537,220.64
Segment cost of revenue-non-related parties	(30,836,785,847.00)	(20,334,783,239.54)
	2021-2022 Kyats	2020-2021 Kyats
<u>Segment gross profit</u>		
Sales of Goods	642,894,974.90	223,776,616.24
Logistics	2,415,266,663.77	2,720,802,795.13
Inspection	172,195,179.79	219,092,132.55
Other	97,675,297.98	202,435,179.14
Total Segment gross profit	3,328,032,116.44	3,366,106,723.06
Intersegment elimination	(145,800,000.00)	(112,104,361.22)
Total Segment gross profit-non-related parties	3,182,232,116.44	3,254,002,361.84

EVER FLOW RIVER GROUP PUBLIC COMPANY LIMITED AND ITS SUBSIDIARIES
AUDITED FINANCIAL STATEMENTS

For the financial period ended 31 March 2022.

	2021-2022	2020-2021
	Kyats	Kyats
(b)Segment Assets		
Sales of Goods	5,380,050,956.24	2,232,010,545.81
Logistics	13,498,774,623.75	11,581,658,488.40
Inspection	597,981,384.90	559,360,331.94
Other	8,965,821,337.90	8,907,883,278.73
Total Segment asstes	<u>28,442,628,302.79</u>	<u>23,280,912,644.88</u>
Good Will	(25,192,689.00)	(890,028,194.31)
	<u>(1,202,122,226.95)</u>	<u>25,192,689.00</u>
Total assets as per statement of financial position	<u>27,215,313,386.84</u>	<u>22,416,077,139.57</u>
	2021-2022	2020-2021
	Kyats	Kyats
(c)Segment Liabilities		
Sales of Goods	4,176,979,791.49	1,275,849,167.24
Logistics	5,949,335,819.13	4,866,432,398.37
Inspection	653,372,975.66	615,684,049.86
Other	662,084,634.93	291,939,690.19
Total Segment asstes	<u>11,441,773,221.21</u>	<u>7,049,905,305.66</u>
Intersegment elimination	<u>(1,202,122,226.95)</u>	<u>(890,028,194.31)</u>
Total assets as per statement of financial position	<u>10,239,650,994.26</u>	<u>6,159,877,111.35</u>

**EVER FLOW RIVER GROUP PUBLIC COMPANY LIMITED AND ITS SUBSIDIARIES
PROPERTY, PLANT & EQUIPMENT AND DEPRECIATION SCHEDULE FOR THE YEAR ENDED 31 MARCH 2022**

Method - Straight Line Method

Schedule (1)

No	Particulars	Original Cost			Total Value	Depreciation			Book value 31.3.2022	
		Original Value	Addition 1.10.21 to 31.3.22	Disposal 1.10.21 to 31.3.22		Up to 1.10.2021	For the period 1.10.21 to 31.3.22	Disposal		Up to 31.3.2022
1	Office Equipment	109,889,025.97	254,383,464.81	(6,949,138.50)	357,323,352.28	70,764,206.39	15,473,534.08	(3,411,519.14)	82,826,221.33	274,497,130.94
2	Furniture & Fittings	60,298,138.05	27,375,978.62	(10,671,277.71)	77,002,838.96	35,232,928.63	5,483,262.07	(6,996,432.90)	33,719,757.80	43,283,081.17
3	Computer & Accessories	140,398,762.65	26,364,358.43	(5,669,905.26)	161,093,215.82	57,278,621.64	9,619,116.88	(1,402,617.39)	65,495,121.14	95,598,094.68
4	Motor Vehicle	369,499,047.21	167,037,729.19	(100,640,777.06)	435,895,999.35	120,249,742.85	21,102,099.82	(42,426,796.09)	98,925,046.58	336,970,952.76
5	Machinery	134,385,142.61	-	-	134,385,142.61	114,392,528.78	7,839,133.32	-	122,231,662.09	12,153,480.52
6	Office Renovation	153,320,903.05	-	-	153,320,903.05	83,435,448.64	8,943,719.34	-	92,379,167.98	60,941,735.07
	TOTAL	967,791,019.55	475,161,531.05	(123,931,098.53)	1,319,021,452.07	481,353,476.94	68,460,865.51	(54,237,365.53)	495,576,976.93	823,444,475.14

" CERTIFICATE FOR EXISTENCE OF NON- CURRENT ASSETS "

We do hereby certify that the above non current assets are owned by the Company and purchase of non current assets have to be approved by Board of Director as at 31 March 2022. Details list of non current assets have been produced and Rate of Depreciation are adopted in accordance with Board of Director resolution's rates. Details of non-current assets have been maintained and produced.

.....
Managing Director



.....
Director

Director
Ever Flow River Group Public Company Limited.

EVER FLOW RIVER GROUP PUBLIC COMPANY LIMITED AND ITS SUBSIDIARIES
INTANGIBLE ASSETS AND AMORTISATION SCHEDULE FOR THE YEAR ENDED 31 MARCH 2022

Method - Straight Line Method

Schedule (2)

No	Particulars	Original Cost		Total Value	Amortisation		Book value 31.3.2022
		Original Value	Addition 1.10.21 to 31.3.22		Up to 1.10.2021	For the Period 1.10.21 to 31.3.22	
1	<u>Intangible Assets</u> Software	33,528,649.47	5,328,566.03	38,857,215.51	5,763,813.38	1,256,372.40	31,837,029.73
	TOTAL	33,528,649.47	5,328,566.03	38,857,215.51	5,763,813.38	1,256,372.40	31,837,029.73

" CERTIFICATE FOR EXISTENCE OF INTANGIBLE ASSETS "

We do hereby certify that the above intangible assets are owned by the Company and purchase of intangible assets have to be approved by Board of Director as at 31 March 2022. Details list of intangible have been produced and Rate of Amortisation are adopted in accordance with Board of

Director resolution's rates. Details of intangible assets have been maintained and produced.

.....
 Managing Director



.....
 Director

.....
 Director
 Ever Flow River Group Public Company Limited.

.....
 Director
 Ever Flow River Group Public Company Limited.