

- Broadcasting of a Special Panel Discussion: “Preparing Today, Leading Tomorrow: How Companies Can Learn from ASPGB’s Pre-Listing Experience”
- Opening of YSX Online Basic Stock Investment Training Course (001/2026)
- YSX Tour Programs for Educational Training Institutes
- Listed Companies and Registered Companies Updates
- Quarterly Market Summary

## PREPARING TODAY, LEADING TOMORROW: HOW COMPANIES CAN LEARN FROM ASPGB’s Pre-Listing Experience



### Broadcasting of a Special Panel Discussion: “Preparing Today, Leading Tomorrow: How Companies Can Learn from ASPGB’s Pre-Listing Experience”

A special panel discussion titled “Preparing Today, Leading Tomorrow: How Companies Can Learn from ASPGB’s Pre-Listing Experience” was broadcast via the Yangon Stock Exchange’s Facebook, YouTube, Viber community, and Telegram channel in March 2026. The discussion featured the registration experiences of G.B.S ASP Co., Ltd., the second company registered on the YSX Pre-Listing Board (PLB). It provided insights into how potential public companies can easily raise funds through the PLB and educated them on the board’s role and benefits as a steppingstone to a full listing.




### YSX Tour Program for Educational Training Institutes


A total of (57) students from KMD College visited YSX as a study tour program in January, 2026. During the visit, U Min Thu, Chief Operating Officer of YSX delivered a lecture on the overview of Capital Markets and explained the operations of stock trading at YSX. YSX accepts group tour programs from Universities and Private Educational Institutes across the country. For inquiries regarding the tour program, please call (01-3-371274) during office hours.

## YSX Online Basic Stock Investment Training Course (001/2026)



 Online Class

 Course Starting Date  
31<sup>st</sup> January 2026

 For more information  
+95-1-371274

### Opening of YSX Online Basic Stock Investment Training Course (001/2026)

The YSX Basic Stock Investment Training Course 001/2026 opened on 31st January 2026 to provide an online learning opportunity to investors and fresh learners. The course aims to share fundamental knowledge of the stock market and help participants easily understand key investment points within a short period. The faculty comprises in-house YSX trainers as well as external finance professionals. The course is a 5-week course, with over 130 trainees participating in the sessions.

#### IMPORTANT NEWS ABOUT LISTED & REGISTERED COMPANIES

Jan- Feb-Mar | 2026

##### MCB

- Result of Non-Renounceable Rights Issue Announcement

##### FPB

- Proposed Dividend Announcement – Second Payment
- Announcement on passing away on the Chairman of FPB
- Issue and Allotment of Bonus Shares of FPB

##### AMATA

- Audited Interim Consolidated Financial Statements for the period from 1 April 2025 to 30 September 2025
- Interim Management Discussion and Analysis

##### MAEX

- Clarification to Shareholders Regarding Misinformation on YCDC Tenders

##### ASPGB

- ASPGB Interim Results – Management Discussion & Analysis-HY 2025

#### LISTED & REGISTERED COMPANIES UPDATES (Q4-2025-26)

##### ■ MCB | Feb 2026

###### Result of Non-Renounceable Rights Issue Announcement

On 4th Feb 2026, MCB Bank published the Result of Non-Renounceable Rights Issue Announcement to public. For more detail: <https://shorturl.at/dDE7o>

##### ■ FPB | Feb 2026

###### Proposed Dividend Announcement – Second Payment

On 10th Feb 2026, FPB disclosed the Proposed Dividend Announcement – Second Payment to its shareholders. For more detail: <https://shorturl.at/sVxq9>

##### ■ FPB | Feb 2026

###### Announcement on passing away on the Chairman of FPB

On 27th Feb. 2026, FPB Bank announced the Announcement on passing away on the Chairman of FPB to its shareholders. For more detail: <https://shorturl.at/6aWgU>

##### ■ FPB | Mar 2026

###### Issue and Allotment of Bonus Shares of FPB

On 17th Mar. 2026, FPB disclosed the Issue and Allotment of Bonus Shares of FPB to its shareholders. For more detail: <https://shorturl.at/rwIFU>

##### ■ AMATA | Feb 2026

###### Audited Interim Consolidated Financial Statements for the period from 1 April 2025 to 30 September 2025

On 2nd Feb 2026, AMATA notified the Audited Interim Consolidated Financial Statements for the period from 1 April 2025 to 30 September 2025 to its shareholders. For more detail: <https://shorturl.at/hQxQW>

##### ■ AMATA | Feb 2026

###### Interim Management Discussion and Analysis

On 2nd Feb. 2026, AMATA notified the Interim Management Discussion and Analysis ("MD&A") for the period ended 30th Sep 2025 to its shareholder. For more detail: <https://shorturl.at/Ylccz>

##### ■ MAEX | Feb 2026

###### Clarification to Shareholders Regarding Misinformation on YCDC Tenders

On 7th Feb. 2026, MAEX notified the Clarification to Shareholders Regarding Misinformation on YCDC Tenders to its shareholders. For more detail: <https://shorturl.at/QWzVb>

##### ■ ASPGB | Jan 2026

###### ASPGB Interim Results – Management Discussion & Analysis-HY 2025

On 7th Jan 2026, ASPGB Public Company Limited notified the Interim Results – Management Discussion & Analysis-HY 2025 to its shareholder.

For more detail: <https://shorturl.at/UT7fv>

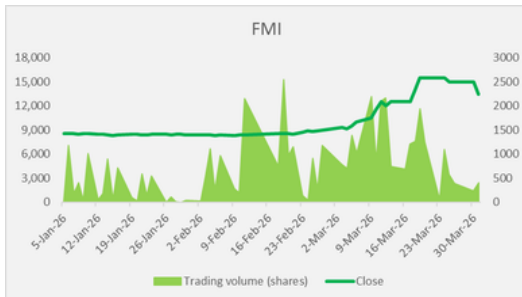
# YSX QUARTERLY MARKET SUMMARY (Q4-2025-26)

## Continuous Trading + Block Trading (Main Board+ Pre Listing Board)

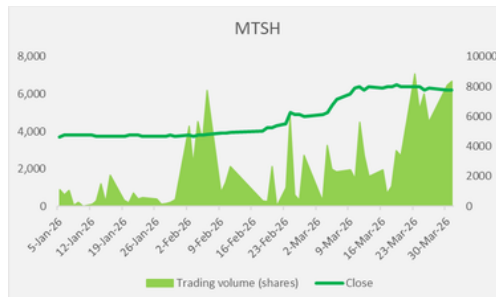
STATISTICS AT A GLANCE	Q3-25/26 (Oct-Dec)	Q4-25/26 (Jan-Mar)	% CHANGE
No. of Trading Day	65	58	
No. of Listed Stock	8	8	
No. of PLB Stock	2	2	
MYANPIX	416.58	644.18	35%
PLB Index	2915.38	3,505.61	17%
Total Trading Volume (Share) - MB	601,990	1,544,859	61%
Total Trading Volume (Share) - PLB	65,128	292,747	78%
Total Trading Volume (Share) - MB+PLB	667,118	1,837,606	64%
Daily Average Trading Volume (Share) - MB+PLB	11,704	31,683	63%
Total Trading Value (mil MMK) - MB	2,063	5,819	65%
Total Trading Value (mil MMK) - PLB	748	1,396	46%
Total Trading Value (mil MMK) - MB+PLB	2,811	7,214	61%
Daily Average Trading Value (mil MMK) - MB+PLB	49	124	60%
Total Market Capitalization (mil MMK) - MB+PLB	955,017	1,296,015	26%

# YSX QUARTERLY MARKET SUMMARY (Q4-2025-26)

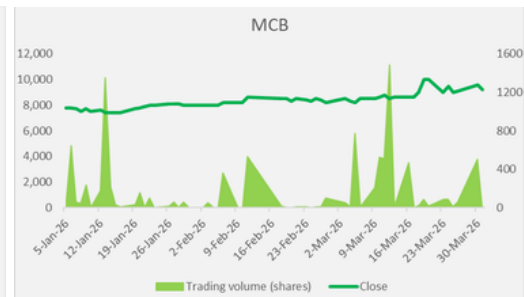
## Continuous Trading Only



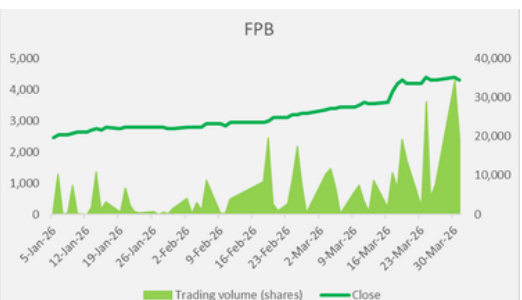
**Total Trading Volume: 40,852**  
**Total Trading Value: MMK 428.46 mil**



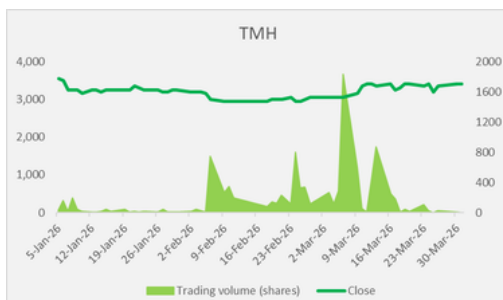
**Total Trading Volume: 138,793**  
**Total Trading Value: MMK 731.07 mil**



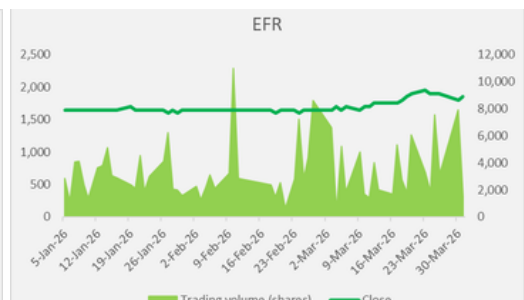
**Total Trading Volume: 9,268**  
**Total Trading Value: MMK 75.99 mil**



**Total Trading Volume: 345,350**  
**Total Trading Value: MMK 1,238.26 mil**



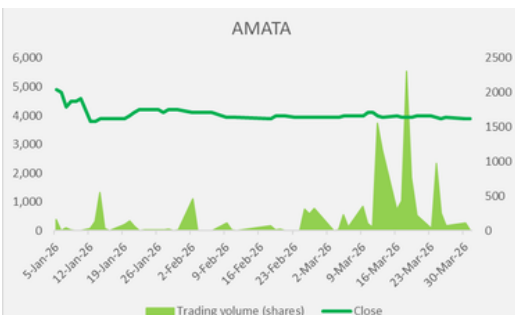
**Total Trading Volume: 9,775**  
**Total Trading Value: MMK 30.31 mil**



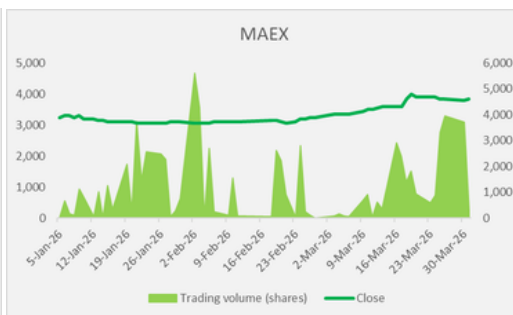
**Total Trading Volume: 196,035**  
**Total Trading Value: MMK 327.24 mil**

# QUARTERLY STOCK PERFORMANCE (Q4- 2025-26)

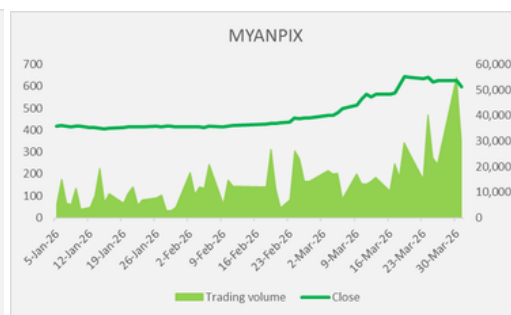
## Continuous Trading Only



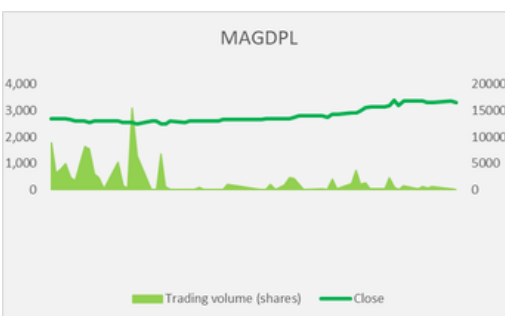
**Total Trading Volume: 12,007**  
**Total Trading Value: MMK 47.62 mil**



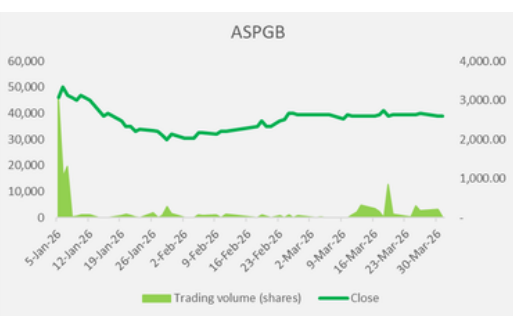
**Total Trading Volume: 70,023**  
**Total Trading Value: MMK 232.94 mil**



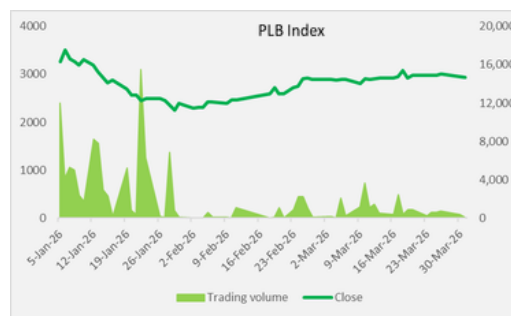
**Total Trading Volume: 822,103**  
**Total Trading Value: MMK 3,111.91 mil**



**Total Trading Volume: 105,840**  
**Total Trading Value: MM 282.86 mil**



**Total Trading Volume: 9,907**  
**Total Trading Value: MMK 425.33 mil**



**Total Trading Volume: 115,747**  
**Total Trading Value: MMK 708.19 mil**

## MYANPIX & PLB Index Summary Review

### MYANPIX

- MYANPIX has demonstrated a strong upward trend in recent months. During Q4 2025–2026 (Jan–Mar), the index increased from 416.58 in Q3 (Oct–Dec) to 644.18, representing a growth of approximately 35% over the period. Based on the analysis of recent market movements and trading activities, several key factors appear to have contributed to the rise in the MYANPIX index.
- The main contributing factors are outlined below:
  - Strong price growth of leading stocks such as MTSB, FMI, and FPB. Especially due to MTSB price growth.
  - Trading volume and liquidity have improved, not only in normal trading but also in block trades.

### PLB Index

- The PLB Index has shown a positive upward trend during Q4 2025–2026 (Jan–Mar). The index increased from 2,915.38 in Q3 (Oct–Dec) to 3,505.61, representing a growth of approximately 17% over the period.
- This growth was mainly supported by increased trading activity and investor participation in the Pre-Listing Board. Trading volume rose significantly by 78%, while trading value increased by 46%, indicating improved liquidity. Overall, the upward movement of the PLB Index reflects growing interest and expansion in the pre-listing market segment.